


# **Jefferson County General Health District 2019 Annual Report**



Steubenville, Ohio "City of Murals" Mural #12 – Market Street

# General Health District Advisory Council

- Ohio Revised Code 3709.03

The purpose of the District Advisory Council is to elect its officers, appoint members of the Jefferson County Board of Health, receive and consider the annual or special reports of such Board, and make recommendations to the Jefferson County Health District in regard to matters for the betterment of health and sanitation within the District, or for needed legislation.

## District Advisory Council Members

### *2019 Executive Committee:*

David F. Ramsey, President

Daniel Householder, Secretary

### *2020 Members:*

Joseph W. Adamovich Jr Mayor Charles Banannio Mayor Dana Brown David C. Cameron Paul S. Cesaro Daniel W. Cermak Mark T. Clark Charles E. Crawford Richard L. Davis Larry Deluca Mayor Mark Dougherty Virgil T. Eddy John S. Fabian Mayor Edward P. Fithen Mayor David W. Gaffney Mayor Robert Gale Samuel R. Grafton Ralph Grimm Mayor Gary E. Griffith Anita Gruszecki Charles Henry Charles R. Herron II Vernon E. Jackson Phillip West Jordan Joseph R. Kmatz Charles Kokiko, Jr. Ronald D. Lazear Jr. Commissioner Dave Maple	Mayor Frank Martin Thomas D. McConnell Eric D. Mercer Daniel E. Meeker Christopher Murphy Mayor Tammy Morelli Mayor Leonard Orwick Vince J. Pastre Mayor James Phillips Jr Mayor Curtis Prince Rodney P. Roe Kelly Prokopakis Christopher Rawlings Ricardo D. Ricchetti Wayne R. Ruckman Brent Rose John Sebring Carl J. Sgalla William H Stewart Daniel E. Stone William M. Swickard Mayor John Staskey Louis Vandeborne, II Kevin L. Walker Mayor James R. Wetherell Donald S. Wilson Mayor Paul N. Zdinak
--	--

## Our 2019 Team

All divisions of the Jefferson County General Health District are located at 500 Market Street, 6<sup>th</sup> Floor, Steubenville, Ohio.

### ***Board Members:***

Frank L. Petrola, M.D., President  
George Van Weelden, D.O.  
Terry Bell  
Michalene King, PhD., R.N., C.N.E.  
Patrick Macedonia, M.D.

### ***Administrative Division:***

Nicole Bush Balakos, Health Commissioner  
Dr. Jane Culp-Householder, Medical Director  
Tamika Jones, Accreditation Coordinator  
Jodi Norris, Interim Fiscal Officer  
Kelly Wilson, Fiscal Officer  
Sheryl Suppa, Registrar, Asst. Fiscal Officer  
Jane Klug, Administrative Assistant  
Linda Agresta, Environmental Clerk

### ***Environmental Division***

Marc Maragos, Registered Sanitarian, Director  
Carla Gampolo, Registered Sanitarian  
Jack McGuire, Registered Sanitarian  
Sam Ivkovich, Environmental Technician, Public Health Emergency Preparedness (PHEP)

### ***Clinical Division***

#### ***Nursing***

Hannah Piko, RN, Director  
Kim Silvka, RN  
Vincetta Tsouris, RN

#### ***WIC***

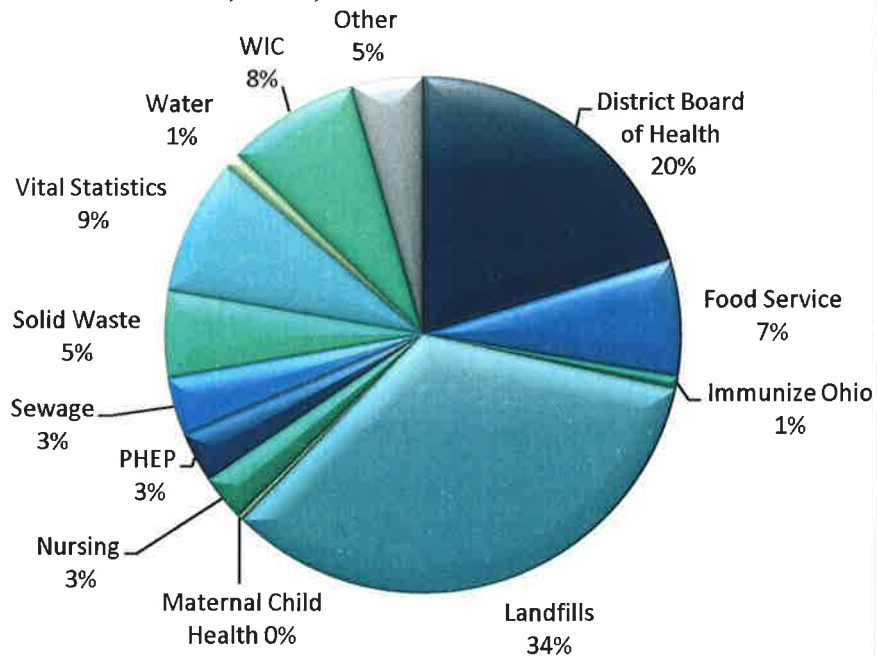
Stephanie Chester, RN, Director  
Jackie Donofrio, RN  
Kim Walters, WIC Clerk  
Crystal Wickham, Breastfeeding Peer Helper

## Administrative - Finance Division

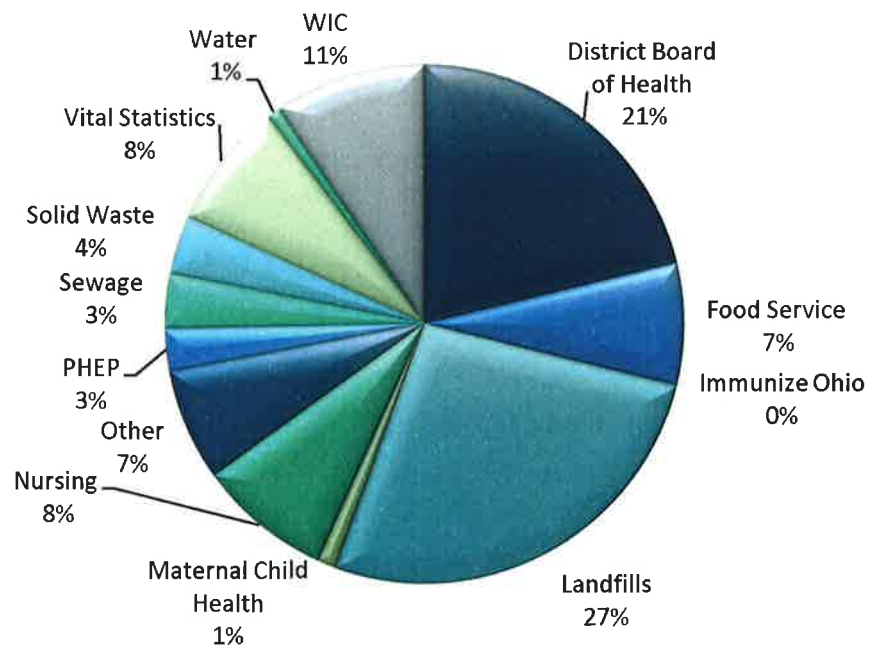
2019 Beginning Balance: \$535,566

2019 Ending Balance: \$551,266

### Revenue \$2,302,732



### Expenses \$2,287,031



## Environmental Division

The Environmental Department is the largest department within the Jefferson County General Health District operations. This department provides public health services to the entire Jefferson County area, including, but not limited to, the cities of Toronto and Steubenville. 2019 was another busy year for this division.

### SEWAGE PROGRAM

#### *Inspection/Permitting/Monitoring*

Jefferson County General Health District Registered Sanitarians (RS) and Sanitarians-in- Training (SIT) inspect residential and commercial sewage treatment systems to ensure that the waste these systems generate does not pollute waters of the state or the ground water supply that residents rely on for safe drinking water. This includes ongoing monitoring of existing residential and commercial treatment systems.

The Jefferson County General Health District is responsible for the following inspection/registration activities within the boundaries of Jefferson County:

- *Point of Sale program:* In Jefferson County, any time a home is sold having a septic system, the system must be inspected prior to the closing of the sale. This is generally referred to as the “Point of Sale Program”.
- *Permit issuance:* Installation, repair or replacement of septic systems.
- *Septage hauler registration:* Septage trucks providing septic services within Jefferson County must be inspected and registered. After the process of removing materials from septic systems, the contractors provide the department with a written update on the condition of each septic system they service.
- *Septic to public sewer conversion:* In the case of communities converting from individual septic to community systems, a plumbing inspector ensures all connections are completed according to code. Upon completion of the connection to a community system, each individual system must be crushed and backfilled. The Environmental Director ensures this has been completed.



## 2019 Sewage Information: Permits and Providers

A total of 61 septic system Installation permits were issued in 2019

<b>Township</b>	<b># of Permits</b>	<b>Township</b>	<b># of Permits</b>
Brush Creek Township	0	Saline Township	5
Cross Creek Township	4	Smithfield Township	3
Island Creek Township	12	Springfield Township	8
Knox Township	1	Warren Township	5
Mt. Pleasant Township	7	Wayne Township	3
Ross Township	1	Wells Township	2
Salem Township	10		

A total of 61 Septic system permits to operate were issued in 2019

<b>Township</b>	<b># of Permits</b>	<b>Township</b>	<b># of Permits</b>
Brush Creek Township	0	Saline Township	5
Cross Creek Township	4	Smithfield Township	3
Island Creek Township	12	Springfield Township	8
Knox Township	1	Warren Township	5
Mt. Pleasant Township	7	Wayne Township	3
Ross Township	1	Wells Township	2
Salem Township	10		

## 2019 Septage Haulers Registered

<b>Septage Contractor</b>	<b>City Of Origin</b>
Barton Septic Tank Service	St. Clairsville, OH
D & R Sanitation	East Liverpool , OH
Erwin Septic Service LLC.	Carrollton, OH
Everly Concrete Product	Bridgeport, OH
Family Flush Septic Srvc	Amsterdam, OH
Litman Ent LLC	Sardis, OH
Miller & Company	Canton, OH
Ohio Valley Septic Inc	Wellsburg, WV
Rosebud Sanitation	East Liverpool, OH
Trucks 'N Tracs LLC	Rayland, OH
Wetherell Enterprises LLC	Mingo Junction, OH

## 2019 Sewage Information: Permits and Providers

### 2019 Sewage Treatment installers registered

<b>Sewage Treatment Provider</b>	<b>City Of Origin</b>
Advanced Excavating and Septic	East Liverpool, OH
Blake & Woodward Backhoe Services	Richmond, OH
Buchanan Excavating	Toronto, OH
Butch's Excavating	Bellaire, OH
Colaianne Construction Inc.	Dillonvale, OH
Crisp Excavating & Trucking	Steubenville, OH
Fomenko Excavating LLC	Dillonvale, OH
John Schultz Excavating	Rayland, OH
Jon Stewart Excavating LLC	Cadiz, OH
Mansell Theaker Excavating	Bridgeport, OH
Michael Kelly DBA Kelly Excavating	Toronto, OH
Murrall Excavating LLC	Freeport, OH
Pinkerton Excavating	Toronto, OH
Rod Maple Excavating	Richmond, OH
Sewer Medic	Wintersville, OH
Smith – Lamb Excavating	Toronto, OH
Tex Miller Excavating Inc.	St. Clairsville, OH
West End Excavating	Wintersville, OH
Zeroski Excavating	Adena, OH

### 2019 Septic Service Providers registered

<b>Septic Service Provider</b>	<b>City Of Origin</b>
Advanced Excavating and Septic	East Liverpool, OH
Crisp Excavating & Trucking	Steubenville, OH
Everly Concrete Product	Bridgeport, OH
John Schultz Excavating	Rayland, OH
Jon Stewart Excavating LLC	Cadiz, OH
Mansell Theaker Excavating	Bridgeport, OH
Michael Kelly DBA Kelly Excavating	Toronto, OH
Quaker City Septic Tank LLC	Leetonia, OH
Sewer Medic	Wintersville, OH
Wetherell Enterprises LLC	Mingo Junction, OH

## SEMI-PUBLIC SEWAGE TREATMENT SYSTEMS

A total of 69 Semi-Public Sewage Treatment Systems were registered in 2019. These systems require annual inspection and all were completed in 2019.

## PRIVATE WATER SYSTEMS



Registered Sanitarians and Sanitarians-in-Training from the Jefferson County General Health District inspect the construction of private water systems and collect water samples to ensure that water being consumed is free of bacterial contamination and therefore is safe to drink.

The Jefferson County General Health District is responsible for the following water inspection/ sample collection activities within the boundaries of Jefferson County:

- Point of Sale program: In Jefferson County, any time a home is sold having a well, the system must be inspected prior to the closing of the sale. This is generally referred to as the “Point of Sale Program”.
- New well construction/installation.
- Existing wells.

## 2019 Water Information: Installation and Providers

A total of 13 Private Water Systems were installed in 2019.

Location	Number Of Water Systems Installed
Brush Creek Township	2
Cross Creek	1
Island Creek Township	1
Salem Township	3
Saline	1
Springfield Township	1
Warren Township	1
Wayne	2
Wells	1





75 water samples were taken to be submitted for bacterial analysis.

### **Water Information: Installation and Providers**

18 Private Water Contractors operated in Jefferson County in 2019

<b>2019 Private Water Contractor</b>	<b>City of Origin</b>
Civiello Drilling	Tuscarawas, OH
Curry Drilling LLC	Richmond, OH
D & L Drilling	New Matamoras, OH
Dillian Well Drilling Inc.	Darlington, PA
Jamison Well Drilling Inc.	Mansfield, OH
Keen Well & Pump Inc.	Mount Vernon, OH
McKay & Gould Drilling Inc.	Darlington, PA
Murrell Drilling	Cadiz, OH
Quality Water Systems	Salem, OH
R S Drilling	Lisbon, OH
Rain Brothers	Columbus, OH
Scarlott Well Drilling	Salineville, OH
Smith Drilling Co	Chester, WV
Smitty's Drilling	Carrollton, OH
Southwind Drilling Inc.	Middlefield, OH
Speedy Drilling	Carrollton, OH
Sterling Drilling Company	Bowerston, OH
Yoder Drilling & Geothermal Inc.	Sugarcreek, OH

## FOOD PROGRAM



The Food Protection Program works to ensure the safety of food prepared, served and sold throughout Jefferson County through inspections, enforcement and education. The food program year runs from March 1, 2019 through February 29, 2020. The food program has two branches of regulatory bodies that provide oversight. The Ohio Department of Health oversees food service operations and the Ohio Department of Agriculture oversees retail food establishments.

The inspections help to provide residents with safe food that is served at restaurants, retail food establishments, mobile food operations, and temporary food events located in our county.

At the end of December 2019, the environmental division had completed 707 total inspections. The food program had 523 standard inspections, 107 process review/critical control point inspections, and 28 follow up inspections.

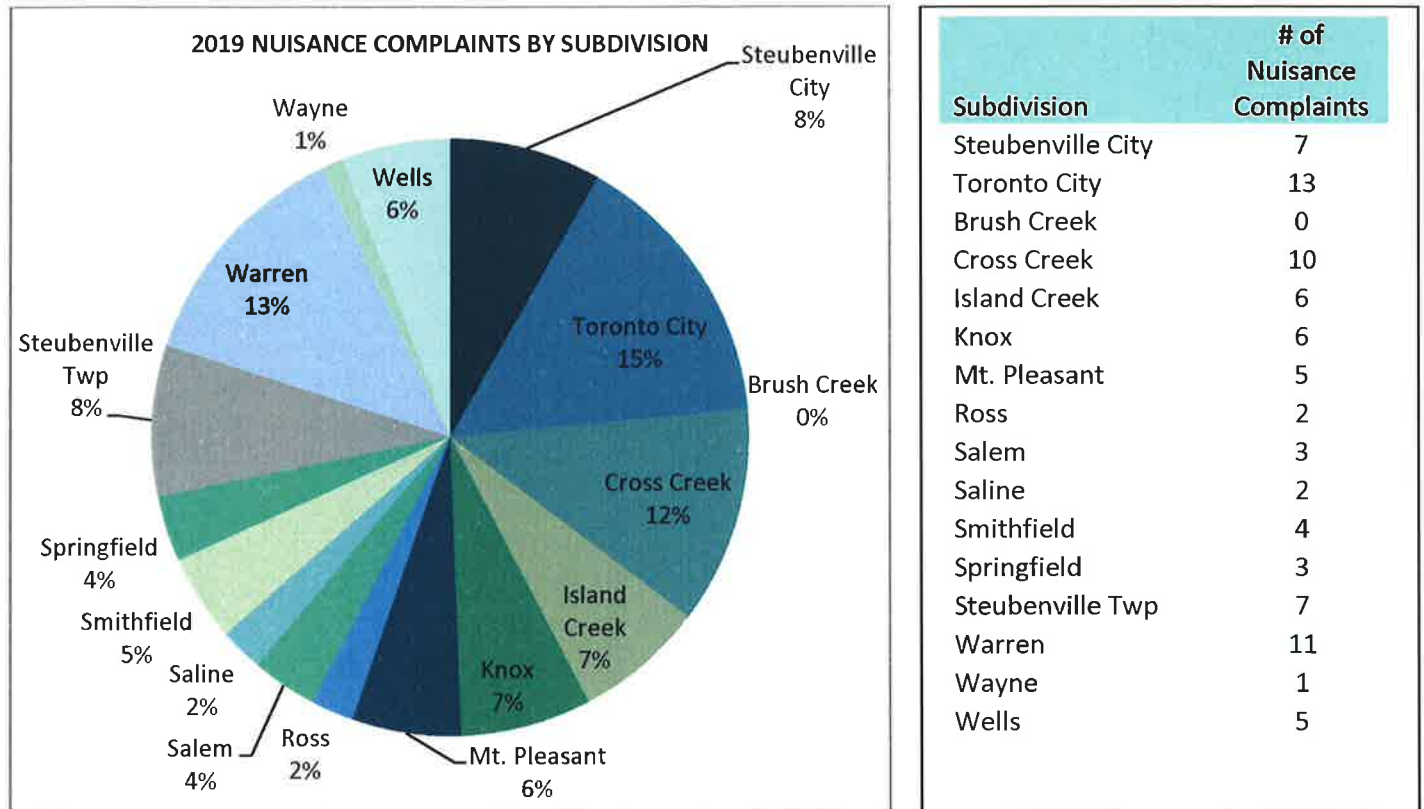
The mobile and temporary food portion of the program completed the year with 44 mobile inspections and five temporary inspections.

These inspections represent a snapshot at the time the inspection is conducted. We take complaints against food operations very seriously and conduct additional inspections of facilities when complaints are filed with our department.

The Registered Environmental Health Specialist (REHS) is responsible for this program, which takes an average of 43% of their REHS time spent.

## PUBLIC HEALTH NUISANCE INVESTIGATION

A total of 85 public health nuisance investigations were conducted in 2019. The appendix details the locations of the nuisance investigations.



## PUBLIC SWIMMING POOLS

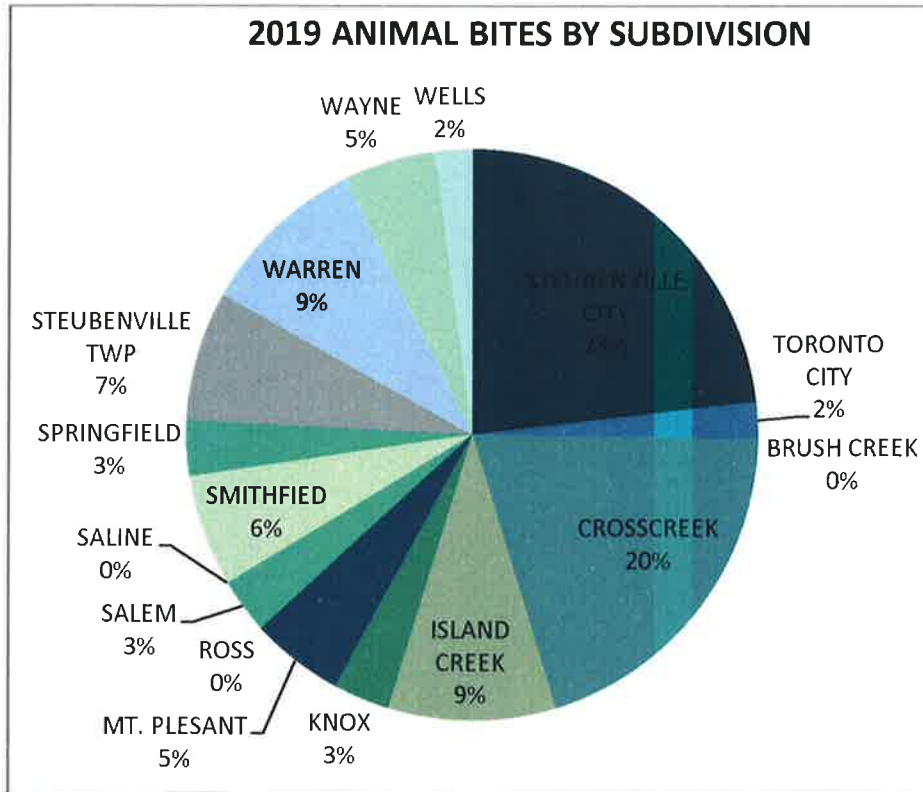


The Jefferson County General Health District inspects all public swimming pools at least twice annually to minimize the potential for disease transmission, prevent injury and provide a safe swimming environment.

A total of 17 swimming pools were licensed in 2019. Thirteen of the 17 are outdoor pools and the remaining four are indoor pools. Annual inspection is required. Thirty-two inspections were conducted in 2019. Two swimming pool facilities were closed during the year for violations and required follow up visits. These closures were both the result of residents voicing concerns which our Environmental team validated and closed the pools until the violations were remediated.

## REPORTED ANIMAL BITE EVENTS

A total of 95 reported animal bite events occurred in 2019. Eighty-one events involved dogs, 12 events involved cats, the remaining two events fall under the category of “other”.



Subdivision	# of Animal Bites
Steubenville City	22
Toronto City	2
Brush Creek	0
Cross Creek	19
Island Creek	9
Knox	3
Mt. Pleasant	5
Ross	0
Salem	3
Saline	0
Smithfield	6
Springfield	3
Steubenville Twp	7
Warren	9
Wayne	5
Wells	2

## SCHOOLS/CORRECTIONAL FACILITIES

Schools and correctional facilities are inspected annually for general safety and cleanliness to ensure that they meet minimum health and safety standards. Twenty-seven schools and two corrections facilities were inspected. As with our pools and restaurant inspections, in addition to the regulatory inspections, we also serve the safety of the community through the performance of additional inspections for complaints.

## **SOLID WASTE PROGRAM**



One of the most well-known areas of our Environmental Division is our Solid Waste Program. The Solid Waste program is an optional program of local health departments. We are on the Ohio Environmental Protection Agency's solid waste approved list of health departments. As such, we partner with the Environmental Protection Agency (EPA) to provide local operational enforcement of the EPA regulations. The Jefferson County Health Department regularly inspects Municipal Solid Waste Landfills, CD&D Landfills, Residual Landfills, scrap tire generators and infectious waste generators. Sanitarians also inspect solid waste haulers that are registered to haul solid waste in Jefferson County. Nuisances such as tire dumps, garbage and open dump sites are also addressed through our Solid Waste Program.

## **TATTOO PARLOR LICENSES**

Seven tattoo parlors were licensed in 2019. Two annual inspections are required. A total of 14 inspections were conducted. Additionally, on August 30, 2019, the Jefferson County General Health District partnered with the Winterville Police and the Jefferson County Adult Probation Division and closed an illegal tattoo operation in the village of Winterville. The operators admitted to performing services on both adults and minors without a license or proper sanitation facilities. A resident tip via Facebook provided us with the lead and we worked with authorities to seize the equipment and cease the operations thus preventing the potential spread of disease through unsanitary operations.

## **CAMPGROUND LICENSING**



Campgrounds are inspected at least twice annually to ensure the general health and safety of patrons to our campgrounds within Jefferson County.



A total of eight Parks/Camps were licensed in 2019. Five were combined Parks/Camps and three were Recreational Vehicle Parks. Two annual inspections are required. A total of 16 inspections were conducted.

-Marc Maragos, Director, Registered Sanitarian

-Carla Gampolo, Registered Sanitarian

-Jack McGuire, Registered Sanitarian

\*See Appendix A for Environmental Activities by Political Subdivision.

## WIC



Jefferson County General Health District is proud to provide the Women, Infants, and children's Supplemental Nutrition Program (WIC) for eligible residents of Jefferson County. As per the Ohio Department of Health:

***“The program improves pregnancy outcomes by providing or referring to support services necessary for full-term pregnancies; reduces infant mortality by reducing the incidence of low birth weight (infants under 5 ½ pounds are at greater risk of breathing problems, brain injuries and physical abnormalities), and provides infants and children with a healthy start in life by improving poor or inadequate diets.”***

The WIC program helps income eligible pregnant and breastfeeding women, women who recently had a baby, infants, and children up to five years of age who are at health risk due to inadequate nutrition. Fathers and other custodial caregivers are also able to receive education and services for their eligible child or children.

## Statistical Outcomes-Visits

FY2019	January	February	March	April	May	June	July	August	September	October	November	December	Year to Date
<b>Visits</b>													
Certification	46	40	52	52	56	42	50	45	43	70	72	31	599
Recertification	121	114	103	105	76	83	96	104	102	102	92	72	1170
Group education	132	96	115	118	103	100	126	80	106	109	97	104	1285
High risk group education	14	9	13	9	9	9	10	6	7	9	3	0	98
<b>Total</b>	<b>303</b>	<b>258</b>	<b>279</b>	<b>284</b>	<b>244</b>	<b>234</b>	<b>282</b>	<b>235</b>	<b>258</b>	<b>290</b>	<b>264</b>	<b>207</b>	<b>3138</b>

## Statistical Outcomes –Breastfeeding

FY2019	January	February	March	April	May	June	July	August	September	October	November	December	Average
<b>Breastfeeding</b>													
% of infants breastfeeding	13.70%	13.60%	13.90%	14.00%	13.54%	14.06%	12.90%	11.60%	12.80%	15.26%	16.71%	17.47%	14.13%
% of mothers breastfeeding	0.00%	20.90%	19.70%	19.19%	23.95%	25%	24.29%	22.40%	29.60%	27.00%	26.82%	28.97%	24.08%

## Dig, Plant, Grow



The Health District hosted a Dig, Plant, Grow event for WIC participants and community members. The event was held in early June, right in time to take advantage of prime growing season for the Ohio Valley area.

Participants learned how to grow selected plants, even in small spaces. Pots, plants, soil and seed were provided for the activity. While education on the health benefits of eating more vegetables was provided, families worked together to plant their own favorite vegetables. Care instructions for the plants were given, after which the families were encouraged to take them home to establish their own garden. A healthy veggie based lunch was served to reinforce the benefits of fresh vegetables.

## Breastfeeding Awareness Month



August is designated as Breastfeeding Awareness Month. Recognizing the part breastfeeding plays in public health, WIC promotes breastfeeding as not just the healthiest way, but the natural way to feed a baby.

Jefferson County General Health District WIC Department honored our breastfeeding mothers with a luncheon and community baby shower on August 15, 2019. Various community agencies, hospitals and doctors who serve pregnant women and/or children were invited as well as the general public. Participants were provided the opportunity to engage and receive information from multiple healthcare providers in an out of office, less formal setting. One pediatrician graciously shared her story of breastfeeding her own baby with those interested in learning more about breastfeeding. Breast feeding attendees were offered nursing supplies including bras, covers, pump parts, milk storage bags and more. Many of the attending agencies provided raffle baskets as well. The event also provided an opportunity for members of the community to be exposed to and interact with breastfeeding moms. This type of interaction helps to normalize the act of breastfeeding.

### **Snacks with Santa**



A “Snacks with Santa” event was held on December 19, 2019. WIC participants as well as the general public were invited to enjoy a health snack while visiting with the guest of honor—Santa. The snacks included healthy choices such as bagels, yogurt and fruit. Each child received a treat bag with fruit, coloring book and crayons, toothbrush and toothpaste to promote dental health. Participants in the event got to engage in a fun Christmas craft and have pictures taken with Santa. Photos were offered to those who wished to receive them. Adult participants received education via instructional handouts/literature on healthy eating during the holidays and cookie alternatives.

*-Stephanie Chester, WIC Director*

## **Vital Statistics**

The Jefferson County General Health District has been responsible to register all deaths and births occurring within Jefferson County since assuming responsibility for the city of Steubenville in 2017.

### **Birth Information**

#### *Certificate Issuance*

The health department has statewide access to electronic birth certificates. Through this program we can issue a birth certificate as long as the person was born in Ohio.

Both birth and death certificates can be purchased on-line through VitalChek.com.

- ✓ 3,103 Birth Certificate Copies Issued
  - Of this number, 277 certificates issued through VitalChek
- ✓ 2,677 Birth Certificate Copies issued to individuals born in Steubenville, Ohio

Due to statewide issuance, a number of copies were issued for births outside of the Jefferson County Health District:

Adena - 2	Akron - 10	Alliance-2	Amsterdam - 3
Ashtabula - 1	Ashland - 2	Athens - 3	Barberton - 2
Bellaire - 20	Bergholz - 5	Bloomington - 1	Boardman - 5
Brilliant - 2	Bryan - 1	Cadiz - 8	Cambridge - 3
Canton - 17	Cincinnati - 4	Cleveland - 10	Columbus - 40
Connorsville - 1	Coshocton - 3	Dayton - 1	Delaware - 2
Dennison - 2	Dillonvale - 5	Dover - 1	East Liverpool - 40
East Springfield - 8	Elyria - 1	Empire - 2	Euclid-1
Fairfield - 1	Finley - 1	Fostoria - 1	Gallipolis - 1
Goulds - 1	Guatemala City - 1	Hamilton - 1	Hammondsville - 4
Hillsboro - 1	Irondale - 5	Italy - 1	Lancaster - 1
Lima - 1	Lorain - 2	Loudonville - 1	Mansfield - 2
Marietta - 9	Marion - 3	Martins Ferry - 40	Massillon - 4
Medina - 3	Middleburg Hghts - 1	Mingo Junction - 20	Montpelier - 1
Mt. Pleasant - 3	Napoleon - 1	Newark - 3	Niles - 2
Oregon - 1	Orrville - 1	Otsego - 1	Painesville - 1
Parma - 4	Portsmouth - 4	Ravenna - 3	Richmond - 5
Rush Run - 1	Salem - 10	Salineville - 1	Sandusky - 1
Smithfield Twp. - 2	Stratton - 2	Toledo - 5	Toronto - 12
Unionport - 4	Warren - 10	Warrensville - 1	Westerville - 2
Wilmington - 1	Willoughby - 1	Wintersville - 3	Wooster - 1
Yorkville - 3	Youngstown - 15	Zanesville - 4	

## 2019 Birth Statistics



2019 saw Jefferson County gifted with 376 live births at the Trinity Health System Birthing Center in Steubenville while 12 babies were born at home. The number of births at home is the highest it has been in the last five years.

**Five Year Home Birth Totals**

Year	2015	2016	2017	2018	2019
<b>Female</b>	4	3	5	4	6
<b>Male</b>	5	2	2	5	6
<b>Total Births</b>	9	5	7	9	12

## Death Information

### *Certificate Issuance*

Death Certificates are available only for persons that were pronounced deceased within the Jefferson County General Health District. In 2019, there were 867 death certificates filed. There were 3,610 death certificate copies issued along with 812 permits for burial or cremation. In 2019, there were four fetal deaths for which a notification was filed in Jefferson County.

There were a number of decedents whose primary residence was outside Jefferson County boundaries that passed away in our district:

Addison , PA - 1	Beech Bottom, WV - 2	Bethesda-1	Bowerston-1
Bridgeport - 2	Burgettstown, PA - 2	Butler, PA - 1	Cadiz-16
Carrollton - 1	Chester, WV - 2	Colliers, WV - 5	East Liverpool - 5
Follansbee, WV - 17	Harrisville - 1	Helotes, TX - 1	Hopedale – 8
Jacobsburg - 2	Jewett - 4	Las Vegas, NV - 1	Lisbon - 1
Martins Ferry - 2	McMechen, WV - 2	Monaca, PA - 1	Moorefield, WV - 1
Negley – 1	New Cumberland, WV - 11	Pasadena, CA - 1	Piedmont - 2
Salineville - 1	Scio - 4	Shadyside - 1	St. Clairsville - 4
St. Clair Twp - 1	St. Louis, OH - 1	St. Petersburg, FL - 1	Strasburg - 1
Suffield Twp - 1	Triadelphia, WV - 1	Valley Grove - 1	Washington, PA - 2
Weirton, WV - 45	Wellsburg, WV - 10	Wellsville - 5	Wheeling, WV- 3

### ***Final Disposition of individuals who passed in Jefferson County***

In 2019, there were 427 individuals buried (49%), 440 individuals cremated (51%) and three individuals whose bodies were donated for scientific studies that occurred in the



Jefferson County Health District. Cremation has taken over as the most utilized method of final disposition for individuals in Jefferson County.

### ***Cause of Death***

Deaths among younger residents of the district are often from accidents and by suicide. Middle age and older individuals' deaths have historically been attributed to cardiac incidents and various types of cancer.

#### **Death by Age**

YEARS	2015	2016	2017**	2018	2019
<1	1	2	5	1	3
1-10	4	0	1	0	2
11-20	2	1	3	4	2
21-30	4	1	9	7	14
31-40	2	10	19	14	23
41-50	9	13	31	28	27
51-60	36	26	98	98	68
61-70	62	59	187	161	170
71-80	63	77	236	222	207
81-90	78	105	251	242	223
91-100	36	39	118	120	123
>100	0	0	2	5	5
<b>TOTAL</b>	<b>297</b>	<b>333</b>	<b>960</b>	<b>902</b>	<b>867</b>

\*\* City of Steubenville residents began to be counted in statistical sample

The following is a breakdown of categories that provides an overview of cause of deaths that have occurred in Jefferson County General Health District over a five year span.

## Leading Cause of Death

Cause of Death	2015	2016	2017**	2018	2019
Heart	57	90	204	207	158
Cancer	61	58	191	208	185
Cerebral	10	11	20	33	48
Accidents	13	10	41	25	30
Suicides	5	6	11	12	15
Alzheimer's	13	11	15	25	22
Pulmonary	58	70	158	108	100
Homicide	3	1	3	2	4
Renal	7	12	39	37	42
Other	70	64	278	68	37
Gastrointestinal				3	6
Brain Disease				11	8
Sepsis				46	59
Myocardial Infarction				47	61
Failure to Thrive				46	33
Bowel Obstruction				4	1
Multiple Sclerosis				3	0
Cirrhosis of Liver				11	4
Parkinson's Disease				3	5
Liver				3	5
Influenza A					3
Congestive Heart Failure					39
Diabetes					0
Colon Disease					1
Pending Cause					1
<b>TOTAL</b>	<b>297</b>	<b>333</b>	<b>960</b>	<b>902</b>	<b>867</b>

\*\* City of Steubenville residents began to be counted in statistical sample

In 2019, there were 30 accidents recorded as the manner of death. Out of those 30 accidental deaths, 28 were caused by drug overdoses. Common causes of overdose were usage of Cocaine, Benzodiazepines, Oxycodone, Cannabinoid, Opiates, Amphetamines, Buprenorphine, Heroin, Sub Oxone, Methadone and Fentanyl.

\*See Appendix C for Environmental Activities by Political Subdivision.

Over the past two years, cancer has overtaken cardiac/heart issues as the leading cause of death in Jefferson County. The types of cancers listed as cause of deaths are identified to provide additional detail:

### Types of Cancer

Cancer Type	2015	2016	2017**	2018	2019
<b>Lung</b>	21	11	65	73	48
<b>Breast</b>	2	3	10	8	12
<b>Colon</b>	4	8	15	11	16
<b>Prostate</b>	0	2	9	7	5
<b>Melanoma</b>	1	0	4	1	4
<b>Liver</b>	6	4	9	7	7
<b>Pancreas</b>	4	5	14	22	22
<b>Bladder</b>	2	2	4	4	5
<b>Leukemia</b>	3	0	4	5	4
<b>Lymphoma</b>	1	4	6	10	5
<b>Ovarian</b>	0	1	4	6	3
<b>Brain</b>	0	2	3	8	5
<b>Other</b>	17	16	44	21	13
<b>Myeloma</b>				4	7
<b>Uterine</b>				1	3
<b>Renal</b>				5	6
<b>Bowel</b>				1	0
<b>Gastric</b>				4	2
<b>Rectal</b>				1	5
<b>Thyroid</b>				1	0
<b>Esophageal</b>				5	7
<b>Bone</b>				1	1
<b>Gall Bladder</b>				2	0
<b>Cervical</b>					4
<b>Larynx</b>					1
<b>TOTAL</b>	61	58	191	208	185

\*\*City of Steubenville residents began to be counted in statistical sample

### *Child Mortality Review*

The Child Mortality Review Board met on March 19, 2019 and reviewed three cases. This is a decline from the previous year of nine cases. Four cases of child fatality were scheduled to be reviewed. One fatality was unable to be reviewed due to a pending cause of death. That case will be reviewed at the 2020 meeting.

## Nursing

### *Vaccine for Children*



The Vaccine for Children program had a successful year, reaching 836 children in our county. This program has allowed our department to help families who have no insurance or are underinsured, and keeps children on schedule with their immunizations. Our goal is to have all children fully vaccinated by age two. We utilize an online registry for immunizations. “Impact SIIS” includes a reminder/recall system that helps to encourage parents to return to finish their children’s regularly scheduled vaccines on time.

### *Cribs for Kids*

A grant from the Ohio Department of Health has allowed us to provide 30 “pack and play” beds. These convertible bassinets provide a safe play and sleep area for infants up to 1 year old. They also accommodate sleeping needs when traveling away from home. Qualified families are educated on the ABCs of proper use: baby sleeps alone, on their back and in their crib. During the learning, families are also trained on a safe sleep environment and provided with a “Sleep Sack” which is the preferred method of warming a baby to prevent Sudden Infant Death Syndrome (SIDS) from blanket use. Infant mortality has held at a steady rate in Ohio since 2015. By educating parents and families and providing a safe sleep kit, we hope to see a decline in these numbers. Our department partnered with Belmont, Harrison and Carroll counties in this project, and delivered a total of 53 pack and play sets to families in those surrounding counties. The combined total of the project is 83 units distributed in 2019.



### *Bureau for Children with Medical Handicaps*

Our Bureau for Children with Medical Handicaps has 80 clients. Our Public Health Nurse visits clients with a Letter of Approval for Treatment, Diagnostic, and Service Coordination. The PHN visits clients for a comprehensive checkup at least once yearly and to advocate for client and family with connecting to financial assistance and other resources for care. Acting as a case manager/family medical advocate for the patient, our Public Health Nurse provides a full range of services to the family to assure that they are connected to the full range of clinicians and medical equipment needed for their diagnosis.



## Flu Clinic Outreach

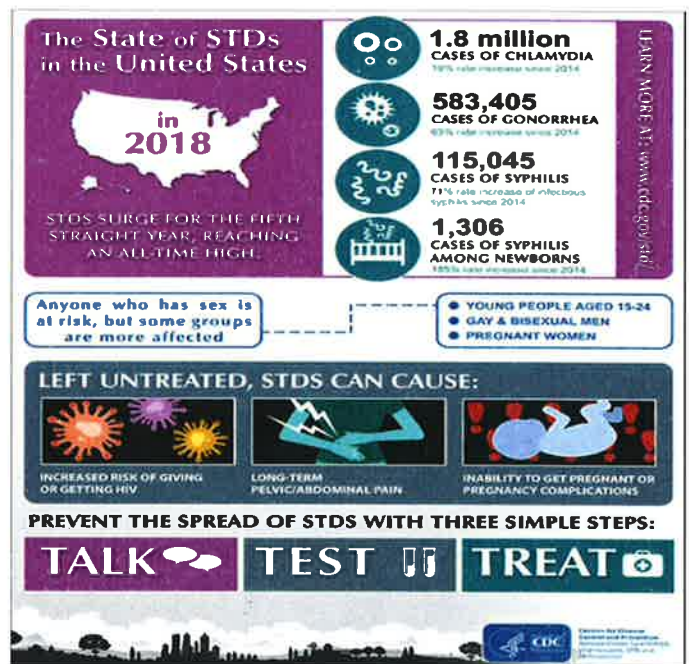
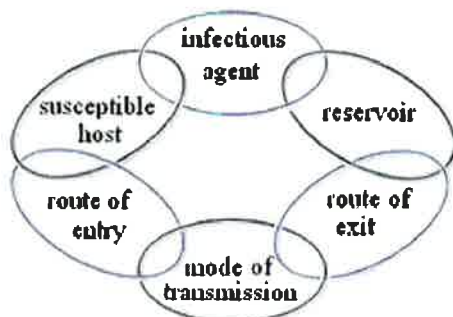
It's always better to prevent a disease than to treat it after it occurs. With that in mind, the nursing division conducted nine off-site influenza vaccine out-reach clinics. Traveling out into the field and visiting job sites makes it easier for people in our community to easily access the flu shot and they are more likely to get it for this season. Our primary goal is to see that the community is vaccinated, to that end; we outsourced many of our flu clinics in 2019. Our new medical director was not credentialed to be able to bill insurance and rather than ask our patients to pay cash, we utilized our social media network and encouraged the use of other vaccine outlets. That is the reason for our decline in adult vaccinations in 2019. We have joined a collaborative with the state for electronic medical records which includes a rendering physician for billing immunizations as of January 6, 2020, thus eliminating this concern in 2020.

\*See Appendix B for more detailed statistical data covering all Nursing activities

## Communicable Disease Reports

Sexually transmitted infections (STI) overall continue to rise in Jefferson County, and we maintain ongoing efforts to identify those affected and provide patients with effective treatment and support. Our cases of gonorrhea did drop slightly from 70 in 2018 as well as our Hepatitis C which are down from 131 in 2018. We continue to educate, screen, treat and offer free condoms in efforts to continue to decrease the STI cases.

Communicable disease statistics reported in 2019:	
Chlamydia – 224 cases	
Gonorrhea – 66 cases	
Syphilis – 3 cases	
Hepatitis A – 33 cases	
Hepatitis C – 109 cases	





## *Hepatitis A*

As a community, Jefferson County experienced the Hepatitis A outbreak that was common in areas of risk. Risk factors include: homelessness, drug use, recent incarceration, and other socio-economic factors common to areas hit by the Opioid Crisis. Our first case was reported in May 2019 with a food service worker.

Throughout the summer, our cases continued to climb and we responded with a multi-pronged plan of attack. We executed a large public campaign in print, broadcast and social media about the crisis as well as how handwashing was critical. We produced special handouts and educational flyers for our restaurants.

Additionally, we offered a seminar in partnership with the Ohio Department of Health. Brandi Taylor, Epidemiologist for the Outbreak, Response and Bioterrorism Investigation Team, and Theresa Bonn, an Adolescent and Adult Immunization Analyst were brought in to speak to our community partners that included hospital staff, medical office staff, infection control nurses, and law enforcement officers attended to learn what they could do in their roles. We also utilized the vaccines available through the state program to offer clinics in the evenings, weekends, and at meal times at the shelters in the community. Our July caseload was 12, in August we had 10 and by September, our cases dropped to one. We finished the year with 32 cases. Our decisive action in the summer quickly stopped the spread.

*-Hannah Piko, Director of Nursing*

## EMERGENCY PREPAREDNESS

### Ohio Department of Health Priorities:

1. Communication
2. Community Preparedness & Participation (Volunteer Groups)
3. Epidemiological Surveillance & Investigation
4. On Site Incident Management
5. Isolation & Quarantine
6. Emergency Public Information & Warning
7. Medical Surge (With Hospitals)



8. Mass Prophylaxis
9. Mass Care (with Red Cross etc...)

### Public Health Emergency Preparedness (PHEP)

Jefferson County General Health District receives grant money from the Ohio Department of Health to aid in County emergency preparedness.

JCGHD is required to provide a 7.7% match for all preparedness funds. Funding goes towards the following initiatives:

- Public health surveillance
- Emergency operation coordination
- Emergency public information and warnings
- Community preparedness
- Responder safety
- Volunteer management
- Community recovery
- Mass care
- Fatality management



JCGHD Public Health Infrastructure Emergency Response Unit deployed at the  
2019 Jefferson County Fair

### 2019 PHEP Accomplishments

- Updated and received ODH approval of the Emergency Response Plan (ERP).
- Performed a Table Top Exercise (TTX) involving a Novel Pandemic Flu Virus with the Jefferson County Healthcare partners and Harrison County General Health District in November.
- Successful deployment of the Mobile Clinic during the Jefferson County Fair.
- Attended multiple trainings with ODH and Texas A & M Engineering Extension Services (TEEX).
- Received the Homeland Security Exercise and Evaluation Program (HSEEP) certification.
- Assisted the Nursing Division with delivering the Hepatitis A Vaccine to several organizations.

## **Why Public Health Emergency Preparedness?**

The origins of the Public Health Emergency Preparedness program arose after the tragic attacks on the World Trade Center in New York City. From numerous Anthrax attacks throughout the years to the deadly events of September 11, 2011, Congress kicked into action and established a program that would help health departments across the nation to prepare for emergencies.

It has been 18 years since the Center for Disease Control (CDC) initiated the Public Health Emergency Preparedness (PHEP) Program.

Every year since, the PHEP program has provided vital resources to ensure communities can effectively respond to infectious disease outbreaks, natural disasters, and chemical, biological, radiological, or nuclear events.

## **How has PHEP helped so far?**

In 2019, PHEP provided \$551,183 million across public health departments to improve response readiness. Ohio's 88 counties received \$9,489,815 to support emergency preparedness readiness. About 40% of funds went to support epidemiologists (disease detectives), lab staff, planners, and other preparedness staff on the ground. In the future, The CDC will continue to support PHEP awardees by sharing technical expertise, best practices, and lessons learned, along with tools and resources to identify and address any gaps.

*-Sam Ivkovich, PHEP Coordinator*

## Quality Improvement

Jefferson County General Health District has committed to engage in a program of continuous quality improvement. We utilize statistical analysis to help shape our focus, identify goal areas in need of improvement, and develop measurable objectives to attain those goals. The Jefferson County Community Health Improvement Plan and the Jefferson County General Health District Strategic Plan are two examples of our quality improvement process in action.

### Strategic Plan Activity Update

*Priority #1: Infrastructure of the Jefferson County General Health District:* Activities to improve personnel/infrastructure of the department.

- Cross training among appropriate staff completed
- Hiring of multiple candidates to fill critical roles: Medical Director, Health Commissioner, Nursing Director, Accreditation Coordinator, Administrative Assistant, Grant Coordinator

*Priority #2: Community Promotion:* Activities to increase public awareness of health department activities.

- 33% increase in social media engagement
- Over ten general/planned press releases to print media, with additional emergent topics
- Multiple broadcast media interviews
- Completed branding of General Health District
- Participation in multiple public activities promoting various public health related subjects

*Priority #3: Financial Stability:* Activities to improve the financial stability of the department.

- Developed dashboard to better identify financial trends, increase reporting capabilities

- Ongoing organizational research, evaluation and development of processes and procedures to improve understanding and standardization of fiscal activities
- Continued pursuit of grant opportunities by utilizing Grant Coordinator

### **Jefferson County Community Health Improvement Plan Activity Update**

*Priority #1: Maternal and Child Health:* Activities to assist in reducing the number of infants born pre term or with low birth weight.

- Efforts continue to increase public and professional awareness of Help Me Grow program
- WIC participants are educated about causes of low birth weight such as smoking
- Nutrition education as identified in WIC portion of report

*Priority #2: Substance Abuse:* Activities to decrease unintentional drug overdose and opioid deaths. Increase knowledge of negative effects of opioid use among youth, teachers, and parents in Jefferson County.

- Continued distribution of Naloxone; 82 units distributed in 2019
- The Jefferson County General Health District is a member of the Ohio Valley Harm Reduction Coalition.
- As a member of this coalition, we are on trending in the right direction with regard to reducing the number of fatal overdoses.

*Priority #3: Environmental Health:* Activities to increase access to radon screening. Activities to increase awareness of negative effects of open dumping

- Continued assistance for residents seeking radon kits.
- The department has assisted in public awareness of JB Green Team in its litter prevention and reduction efforts through multi media campaigns.





## **APPENDIX A**

**JEFFERSON COUNTY**  
**ACTIVITIES BY POLITICAL SUBDIVISION**  
**01/01/2019 - 12/31/2019**

Political Subdivision	Activity	Count	Time
ADENA	INSPECTION	11	7 hr. 45 min.
	RE-INSPECTION	1	0 hr. 23 min.
	INVESTIGATION	1	0 hr. 44 min.
	PHONE CONSULTATION	3	0 hr. 55 min.
	TRAVEL	8	3 hr. 21 min.
	NO SHOW	2	1 hr. 20 min.
Total for ADENA		26	14 hr. 28 min.
AMSTERDAM	INSPECTION	13	4 hr. 36 min.
	CONSULTATION	1	0 hr. 45 min.
	LUNCH	4	3 hr. 36 min.
	TRAVEL	5	2 hr. 45 min.
	OFFICE	1	0 hr. 30 min.
Total for AMSTERDAM		24	12 hr. 12 min.
BERGHOLZ	INSPECTION	6	1 hr. 55 min.
	CONSULTATION	1	1 hr. 0 min.
	LOAN EVALUATION	3	2 hr. 30 min.
	SAMPLE	1	0 hr. 10 min.
	PHONE CONSULTATION	3	0 hr. 50 min.
	LUNCH	3	2 hr. 12 min.
	TRAVEL	4	3 hr. 20 min.
	OFFICE	4	2 hr. 30 min.
Total for BERGHOLZ		25	14 hr. 27 min.
BLOOMINGDALE	INSPECTION	8	5 hr. 6 min.
	PHONE CONSULTATION	2	0 hr. 45 min.
	TRAVEL	5	1 hr. 30 min.
	OFFICE	1	0 hr. 45 min.
Total for BLOOMINGDALE		16	8 hr. 6 min.
BRILLIANT	INSPECTION	6	4 hr. 35 min.
	INVESTIGATION	2	1 hr. 10 min.
	LUNCH	1	1 hr. 0 min.
	TRAVEL	6	2 hr. 35 min.
	NO SHOW	1	1 hr. 5 min.
Total for BRILLIANT		16	10 hr. 25 min.

Political Subdivision	Activity	Count	Time
BRUSH CREEK	INSPECTION	3	2 hr. 47 min.
	RE-INSPECTION	1	0 hr. 40 min.
	LOAN EVALUATION	6	3 hr. 55 min.
	SAMPLE	11	8 hr. 23 min.
	PHONE CONSULTATION	3	1 hr. 10 min.
	TRAVEL	12	6 hr. 20 min.
	OFFICE	4	2 hr. 40 min.
Total for BRUSH CREEK		40	25 hr. 55 min.

CITY OF TORONTO	ABSENT	1	0 hr. 55 min.
	INSPECTION	72	50 hr. 36 min.
	RE-INSPECTION	1	0 hr. 51 min.
	CONSULTATION	4	2 hr. 22 min.
	LOAN EVALUATION	1	0 hr. 55 min.
	INVESTIGATION	13	7 hr. 20 min.
	PHONE CONSULTATION	10	3 hr. 25 min.
	CCP/PROCESS REVIEW	11	5 hr. 20 min.
	STS 12 MONTH INSPECTION	1	0 hr. 30 min.
	LUNCH	29	23 hr. 46 min.
	MEETING OUT OF OFFICE	1	0 hr. 15 min.
	TRAVEL	69	21 hr. 24 min.
	PURCHASED GASOLINE	1	0 hr. 22 min.
	NO SHOW	5	2 hr. 25 min.
	OFFICE	5	5 hr. 45 min.
Total for CITY OF TORONTO		224	126 hr. 11 min.

CROSS CREEK	INSPECTION	42	28 hr. 48 min.
	RE-INSPECTION	2	0 hr. 37 min.
	FINAL INSPECTION	5	4 hr. 0 min.
	CONSULTATION	12	11 hr. 20 min.
	LOAN EVALUATION	9	7 hr. 15 min.
	SAMPLE	8	3 hr. 0 min.
	INVESTIGATION	11	8 hr. 35 min.
	PHONE CONSULTATION	51	21 hr. 35 min.
	CCP/PROCESS REVIEW	2	1 hr. 5 min.
	STS 12 MONTH INSPECTION	4	2 hr. 0 min.
	COURT	4	13 hr. 5 min.
	LUNCH	6	5 hr. 15 min.
	MEETING IN OFFICE	8	8 hr. 45 min.
	MEETING OUT OF OFFICE	4	11 hr. 5 min.
	PROSECUTOR'S OFFICE	1	2 hr. 0 min.
	TRAVEL	68	25 hr. 26 min.

Political Subdivision	Activity	Count	Time
	NO SHOW	2	0 hr. 30 min.
	OFFICE	23	26 hr. 10 min.
Total for CROSS CREEK		262	180 hr. 31 min.
DILLONVALE	INSPECTION	7	5 hr. 29 min.
	LOAN EVALUATION	1	0 hr. 45 min.
	SAMPLE	1	0 hr. 20 min.
	INVESTIGATION	2	1 hr. 2 min.
	PHONE CONSULTATION	2	0 hr. 50 min.
	TRAVEL	2	0 hr. 50 min.
	NO SHOW	1	0 hr. 4 min.
Total for DILLONVALE		16	9 hr. 20 min.
EMPIRE	INSPECTION	3	1 hr. 4 min.
	PHONE CONSULTATION	2	0 hr. 40 min.
Total for EMPIRE		5	1 hr. 44 min.
IRONDALE	PHONE CONSULTATION	1	0 hr. 20 min.
Total for IRONDALE		1	0 hr. 20 min.
ISLAND CREEK	INSPECTION	23	17 hr. 57 min.
	RE-INSPECTION	1	0 hr. 25 min.
	FINAL INSPECTION	13	7 hr. 35 min.
	CONSULTATION	5	3 hr. 20 min.
	LOAN EVALUATION	31	26 hr. 0 min.
	SAMPLE	11	4 hr. 36 min.
	INVESTIGATION	16	10 hr. 24 min.
	PHONE CONSULTATION	81	26 hr. 10 min.
	CCP/PROCESS REVIEW	2	0 hr. 55 min.
	STS 12 MONTH INSPECTION	9	5 hr. 45 min.
	LUNCH	4	2 hr. 50 min.
	MEETING IN OFFICE	2	1 hr. 0 min.
	MEETING OUT OF OFFICE	2	2 hr. 25 min.
	TRAVEL	117	51 hr. 11 min.
	PURCHASED GASOLINE	30	4 hr. 22 min.
	OFFICE	50	37 hr. 40 min.
Total for ISLAND CREEK		397	202 hr. 35 min.
KNOX	INSPECTION	20	15 hr. 57 min.
	RE-INSPECTION	2	1 hr. 29 min.
	FINAL INSPECTION	2	1 hr. 30 min.
	CONSULTATION	3	3 hr. 30 min.

Political Subdivision	Activity	Count	Time
	LOAN EVALUATION	16	14 hr. 38 min.
	SAMPLE	6	2 hr. 35 min.
	INVESTIGATION	3	2 hr. 1 min.
	PHONE CONSULTATION	23	7 hr. 40 min.
	CCP/PROCESS REVIEW	1	0 hr. 20 min.
	STS 12 MONTH INSPECTION	4	2 hr. 5 min.
	LUNCH	3	2 hr. 10 min.
	TRAVEL	46	21 hr. 39 min.
	NO SHOW	3	1 hr. 5 min.
	OFFICE	20	13 hr. 10 min.
Total for KNOX		152	89 hr. 49 min.

MINGO JUNCTION	INSPECTION	23	19 hr. 4 min.
	RE-INSPECTION	1	1 hr. 45 min.
	CONSULTATION	1	0 hr. 45 min.
	INVESTIGATION	2	1 hr. 45 min.
	PHONE CONSULTATION	8	2 hr. 40 min.
	CCP/PROCESS REVIEW	5	2 hr. 15 min.
	LUNCH	26	23 hr. 28 min.
	MEETING IN OFFICE	1	1 hr. 30 min.
	TRAVEL	31	9 hr. 9 min.
	OFFICE	3	3 hr. 45 min.
Total for MINGO JUNCTION		101	66 hr. 6 min.

MT. PLEASANT	INSPECTION	11	4 hr. 16 min.
	RE-INSPECTION	1	0 hr. 18 min.
	FINAL INSPECTION	8	5 hr. 40 min.
	CONSULTATION	1	0 hr. 20 min.
	LOAN EVALUATION	7	9 hr. 2 min.
	SAMPLE	3	2 hr. 30 min.
	INVESTIGATION	1	0 hr. 43 min.
	PHONE CONSULTATION	28	9 hr. 50 min.
	CCP/PROCESS REVIEW	2	0 hr. 55 min.
	COMPLAINT	1	0 hr. 45 min.
	PATROL	1	2 hr. 5 min.
	STS SITE REVIEW	1	0 hr. 30 min.
	STS 12 MONTH INSPECTION	6	2 hr. 55 min.
	LUNCH	3	2 hr. 40 min.
	TRAVEL	21	18 hr. 25 min.
	OFFICE	15	10 hr. 10 min.
Total for MT. PLEASANT		110	71 hr. 4 min.



Political Subdivision	Activity	Count	Time
NEW ALEXANDRIA	INSPECTION	2	0 hr. 50 min.
Total for NEW ALEXANDRIA		2	0 hr. 50 min.
OUT OF COUNTY	INSPECTION	3	3 hr. 25 min.
	PHONE CONSULTATION	34	11 hr. 55 min.
	LUNCH	3	5 hr. 29 min.
	MEETING OUT OF OFFICE	3	5 hr. 10 min.
	SEMINAR ATTENDED	14	120 hr. 30 min.
	TRAVEL	14	38 hr. 58 min.
	OFFICE	9	5 hr. 5 min.
Total for OUT OF COUNTY		80	190 hr. 32 min.
OUT OF STATE	INSPECTION	2	1 hr. 42 min.
	CONSULTATION	2	1 hr. 15 min.
	SEMINAR ATTENDED	3	17 hr. 30 min.
	TRAVEL	1	1 hr. 0 min.
	OFFICE	1	1 hr. 0 min.
Total for OUT OF STATE		9	22 hr. 27 min.
RAYLAND	INSPECTION	6	4 hr. 40 min.
	RE-INSPECTION	2	1 hr. 28 min.
	INVESTIGATION	2	2 hr. 30 min.
	PHONE CONSULTATION	1	0 hr. 10 min.
	LUNCH	3	2 hr. 35 min.
	MEETING IN OFFICE	1	2 hr. 0 min.
	TRAVEL	3	1 hr. 36 min.
	OFFICE	2	1 hr. 15 min.
Total for RAYLAND		20	16 hr. 14 min.
RICHMOND	INSPECTION	12	5 hr. 22 min.
	FINAL INSPECTION	3	1 hr. 45 min.
	LOAN EVALUATION	3	2 hr. 47 min.
	INVESTIGATION	2	1 hr. 25 min.
	PHONE CONSULTATION	13	4 hr. 55 min.
	STS 12 MONTH INSPECTION	2	1 hr. 0 min.
	MEETING IN OFFICE	2	0 hr. 40 min.
	MEETING OUT OF OFFICE	1	2 hr. 0 min.
	TRAVEL	16	7 hr. 15 min.
	OFFICE	5	2 hr. 40 min.
Total for RICHMOND		59	29 hr. 49 min.
ROSS	LOAN EVALUATION	1	1 hr. 40 min.

Political Subdivision	Activity	Count	Time
	PHONE CONSULTATION	1	0 hr. 30 min.
	STS 12 MONTH INSPECTION	1	0 hr. 25 min.
	TRAVEL	1	0 hr. 20 min.
	OFFICE	2	3 hr. 25 min.
Total for ROSS		6	6 hr. 20 min.

SALEM	INSPECTION	22	10 hr. 33 min.
	RE-INSPECTION	1	0 hr. 20 min.
	FINAL INSPECTION	6	3 hr. 15 min.
	CONSULTATION	3	1 hr. 45 min.
	LOAN EVALUATION	15	11 hr. 45 min.
	SAMPLE	10	4 hr. 13 min.
	INVESTIGATION	4	2 hr. 59 min.
	PHONE CONSULTATION	33	10 hr. 50 min.
	CCP/PROCESS REVIEW	2	0 hr. 45 min.
	STS 12 MONTH INSPECTION	5	2 hr. 30 min.
	MEETING IN OFFICE	2	0 hr. 30 min.
	TRAVEL	39	17 hr. 23 min.
	NO SHOW	3	1 hr. 10 min.
	OFFICE	17	12 hr. 45 min.
Total for SALEM		162	80 hr. 43 min.

SALINE	INSPECTION	7	4 hr. 32 min.
	FINAL INSPECTION	6	3 hr. 25 min.
	CONSULTATION	4	4 hr. 25 min.
	LOAN EVALUATION	4	3 hr. 10 min.
	SAMPLE	2	1 hr. 8 min.
	INVESTIGATION	6	3 hr. 15 min.
	PHONE CONSULTATION	22	7 hr. 30 min.
	STS 12 MONTH INSPECTION	4	2 hr. 5 min.
	LUNCH	1	0 hr. 18 min.
	TRAVEL	32	20 hr. 17 min.
	OFFICE	10	8 hr. 5 min.
Total for SALINE		98	58 hr. 10 min.

SMITHFIELD	INSPECTION	12	11 hr. 41 min.
	INSPECTION	3	3 hr. 20 min.
	FINAL INSPECTION	1	0 hr. 35 min.
	FINAL INSPECTION	1	1 hr. 11 min.
	CONSULTATION	2	4 hr. 17 min.
	LOAN EVALUATION	6	4 hr. 30 min.
	SAMPLE	5	3 hr. 55 min.

Political Subdivision	Activity	Count	Time
	INVESTIGATION	4	5 hr. 30 min.
	PHONE CONSULTATION	29	9 hr. 5 min.
	PHONE CONSULTATION	2	0 hr. 45 min.
	CCP/PROCESS REVIEW	1	0 hr. 30 min.
	STS 12 MONTH INSPECTION	2	0 hr. 50 min.
	LUNCH	3	2 hr. 49 min.
	LUNCH	3	2 hr. 30 min.
	MEETING IN OFFICE	1	0 hr. 30 min.
	TRAVEL	18	10 hr. 48 min.
	TRAVEL	3	1 hr. 6 min.
	NO SHOW	1	0 hr. 7 min.
	OFFICE	13	8 hr. 20 min.

Total for SMITHFIELD 110 72 hr. 19 min.

SPRINGFIELD	INSPECTION	27	25 hr. 54 min.
	RE-INSPECTION	3	5 hr. 45 min.
	FINAL INSPECTION	9	5 hr. 25 min.
	CONSULTATION	5	4 hr. 25 min.
	LOAN EVALUATION	15	10 hr. 55 min.
	SAMPLE	15	8 hr. 5 min.
	INVESTIGATION	3	1 hr. 40 min.
	PHONE CONSULTATION	73	30 hr. 20 min.
	CCP/PROCESS REVIEW	2	0 hr. 55 min.
	PATROL	19	52 hr. 36 min.
	STS 12 MONTH INSPECTION	3	1 hr. 55 min.
	LUNCH	3	1 hr. 1 min.
	MEETING IN OFFICE	14	13 hr. 0 min.
	MEETING OUT OF OFFICE	6	19 hr. 50 min.
	TRAVEL	94	62 hr. 33 min.
	PURCHASED GASOLINE	1	0 hr. 10 min.
	NO SHOW	3	1 hr. 13 min.
	OFFICE	260	185 hr. 10 min.

Total for SPRINGFIELD 555 430 hr. 52 min.

STEUBENVILLE	ABSENT	153	1043 hr. 0 min.
	INSPECTION	6	7 hr. 43 min.
	CONSULTATION	5	4 hr. 45 min.
	LOAN EVALUATION	2	1 hr. 20 min.
	LOAN EVALUATION	1	1 hr. 0 min.
	SAMPLE	1	0 hr. 20 min.
	INVESTIGATION	3	1 hr. 57 min.
	INVESTIGATION	2	1 hr. 9 min.

Political Subdivision	Activity	Count	Time
	PHONE CONSULTATION	7	2 hr. 20 min.
	PHONE CONSULTATION	38	26 hr. 20 min.
	COURT	6	19 hr. 5 min.
	LUNCH	341	327 hr. 46 min.
	MEETING IN OFFICE	189	284 hr. 20 min.
	MEETING OUT OF OFFICE	23	25 hr. 20 min.
	PROSECUTOR'S OFFICE	1	1 hr. 15 min.
	SEMINAR ATTENDED	8	9 hr. 20 min.
	TRAVEL	6	2 hr. 30 min.
	TRAVEL	121	66 hr. 12 min.
	TRAINING	1	3 hr. 0 min.
	PURCHASED GASOLINE	1	0 hr. 30 min.
	OFFICE	4	3 hr. 30 min.
	OFFICE	1191	2019 hr. 54 min.
Total for STEUBENVILLE		2110	3852 hr. 36 min.

STEUBENVILLE CITY	ABSENT	1	1 hr. 55 min.
	INSPECTION	216	173 hr. 20 min.
	RE-INSPECTION	10	11 hr. 44 min.
	PARTIAL INSPECTION	1	0 hr. 17 min.
	CONSULTATION	15	11 hr. 20 min.
	INVESTIGATION	10	6 hr. 35 min.
	PHONE CONSULTATION	40	16 hr. 15 min.
	CCP/PROCESS REVIEW	38	19 hr. 5 min.
	LUNCH	19	15 hr. 35 min.
	MEETING IN OFFICE	7	9 hr. 25 min.
	MEETING OUT OF OFFICE	11	10 hr. 55 min.
	SEMINAR ATTENDED	3	8 hr. 45 min.
	TRAVEL	174	35 hr. 12 min.
	PURCHASED GASOLINE	1	0 hr. 12 min.
	NO SHOW	2	0 hr. 45 min.
	OFFICE	44	43 hr. 3 min.
Total for STEUBENVILLE CITY		592	364 hr. 23 min.

STRATTON	INSPECTION	9	5 hr. 55 min.
	RE-INSPECTION	3	0 hr. 50 min.
	PHONE CONSULTATION	1	0 hr. 30 min.
	LUNCH	1	0 hr. 52 min.
	TRAVEL	3	1 hr. 9 min.
Total for STRATTON		17	9 hr. 16 min.

TILTONSVILLE	INSPECTION	17	13 hr. 35 min.
--------------	------------	----	----------------

Political Subdivision	Activity	Count	Time
	RE-INSPECTION	3	2 hr. 25 min.
	INVESTIGATION	1	0 hr. 35 min.
	LUNCH	1	0 hr. 35 min.
	TRAVEL	6	1 hr. 34 min.
	NO SHOW	1	0 hr. 15 min.
Total for TILTONSVILLE		29	18 hr. 59 min.

WARREN	INSPECTION	11	4 hr. 25 min.
	RE-INSPECTION	6	3 hr. 39 min.
	FINAL INSPECTION	5	3 hr. 20 min.
	CONSULTATION	2	1 hr. 10 min.
	LOAN EVALUATION	4	3 hr. 10 min.
	SAMPLE	1	0 hr. 30 min.
	INVESTIGATION	5	3 hr. 51 min.
	PHONE CONSULTATION	31	10 hr. 25 min.
	STS 12 MONTH INSPECTION	3	1 hr. 35 min.
	MEETING IN OFFICE	1	0 hr. 25 min.
	MEETING OUT OF OFFICE	1	0 hr. 55 min.
	TRAVEL	18	11 hr. 10 min.
	OFFICE	14	9 hr. 15 min.
Total for WARREN		102	53 hr. 50 min.

WAYNE	INSPECTION	10	8 hr. 3 min.
	FINAL INSPECTION	2	1 hr. 0 min.
	CONSULTATION	2	1 hr. 55 min.
	LOAN EVALUATION	9	6 hr. 5 min.
	SAMPLE	11	6 hr. 7 min.
	PHONE CONSULTATION	33	10 hr. 55 min.
	STS 12 MONTH INSPECTION	4	2 hr. 5 min.
	LUNCH	2	2 hr. 0 min.
	MEETING OUT OF OFFICE	1	0 hr. 45 min.
	TRAVEL	28	12 hr. 50 min.
	OFFICE	13	10 hr. 5 min.
Total for WAYNE		115	61 hr. 50 min.

WELLS	INSPECTION	11	8 hr. 13 min.
	FINAL INSPECTION	1	0 hr. 30 min.
	CONSULTATION	2	1 hr. 10 min.
	LOAN EVALUATION	6	3 hr. 45 min.
	SAMPLE	5	2 hr. 30 min.
	PHONE CONSULTATION	8	2 hr. 45 min.
	CCP/PROCESS REVIEW	2	1 hr. 0 min.



Political Subdivision	Activity	Count	Time
	STS 12 MONTH INSPECTION	2	1 hr. 5 min.
	LUNCH	1	1 hr. 0 min.
	TRAVEL	21	8 hr. 45 min.
	NO SHOW	3	1 hr. 25 min.
	OFFICE	8	5 hr. 40 min.
Total for WELLS		70	37 hr. 48 min.

WINTERSVILLE	INSPECTION	64	46 hr. 16 min.
	RE-INSPECTION	2	1 hr. 28 min.
	CONSULTATION	2	0 hr. 35 min.
	INVESTIGATION	4	7 hr. 44 min.
	PHONE CONSULTATION	4	1 hr. 50 min.
	CCP/PROCESS REVIEW	16	7 hr. 30 min.
	LUNCH	60	56 hr. 4 min.
	MEETING OUT OF OFFICE	5	4 hr. 45 min.
	TRAVEL	58	17 hr. 19 min.
	PURCHASED GASOLINE	41	9 hr. 10 min.
	NO SHOW	6	2 hr. 58 min.
	OFFICE	2	3 hr. 0 min.
Total for WINTERSVILLE		264	158 hr. 39 min.

YORKVILLE	INSPECTION	8	5 hr. 0 min.
	RE-INSPECTION	1	0 hr. 8 min.
	INVESTIGATION	2	0 hr. 48 min.
	PHONE CONSULTATION	1	0 hr. 20 min.
	TRAVEL	1	0 hr. 35 min.
Total for YORKVILLE		13	6 hr. 51 min.



## **APPENDIX B**

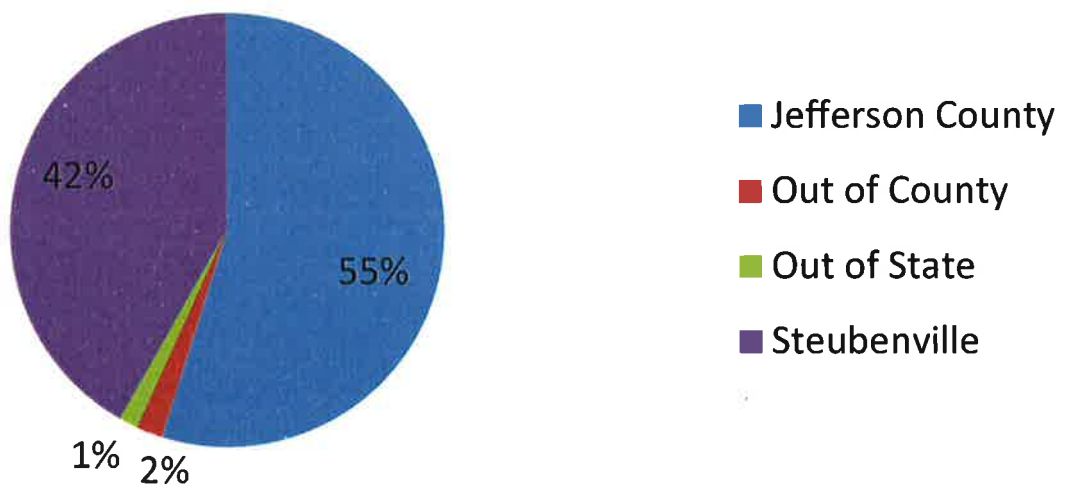
# NURSING DIVISION MONTHLY REPORT

2019

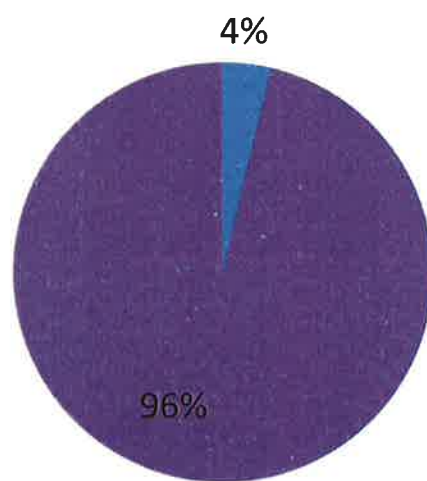
Childhood Immunizations	January	February	March	April	May	June	July	August	September	October	November	December	Year to Date
No. of children vaccinated	20	25	10	191	226	16	49	184	110		5		836
Steubenville	8	13	7	46	112	5	20	62	71		5		349
Jefferson County	11	12	3	145	114	11	23	106	34				459
Out of County	1						3	9	3				16
Out of State							3	7	2				12
Bexsero					1	1	1	1	1				5
DTaP		1							1				2
Flu	5	5	2								5		17
Hep A				2			1		1				4
Hep B		1	1	1					2				5
Hib				1				1					2
HPV				2	2	2	4	5	2				17
IPV					2		3						5
Kinrix	2	2	1	3	2	1	3	5	5				24
Meningococcal	3	3	1	95	126	6	11	66	47				358
MMR		2	1				3	2	2				10
Pediarix							3	3	2				8
Pentacel	2	2		2	1	1	3	2	4				17
Pneumovax													0
Prevnar	3	2	1	1			1						8
Proquad	3	4	2	2	1	1	3	10	7				33
Tdap	2	3		82	90	4	11	70	34				296
Varicella				1									1
Infarix			1	1	1		2	3	2				10
Total	20	25	10	193	226	16	49	168	110		5		822

Head Lice Checks	January	February	March	April	May	June	July	August	September	October	November	December	Year to Date
Steubenville	20	23	26	20	16	9	4	9	17	10	2		156
Jefferson County	1	2	0	0	1	0	0	0	0	2	0		6
Out of County													0
Out of State													0
Total	20	23	26	20	16	9	4	9	17	10	2		156

## 2019 Childhood Vaccinations by Location



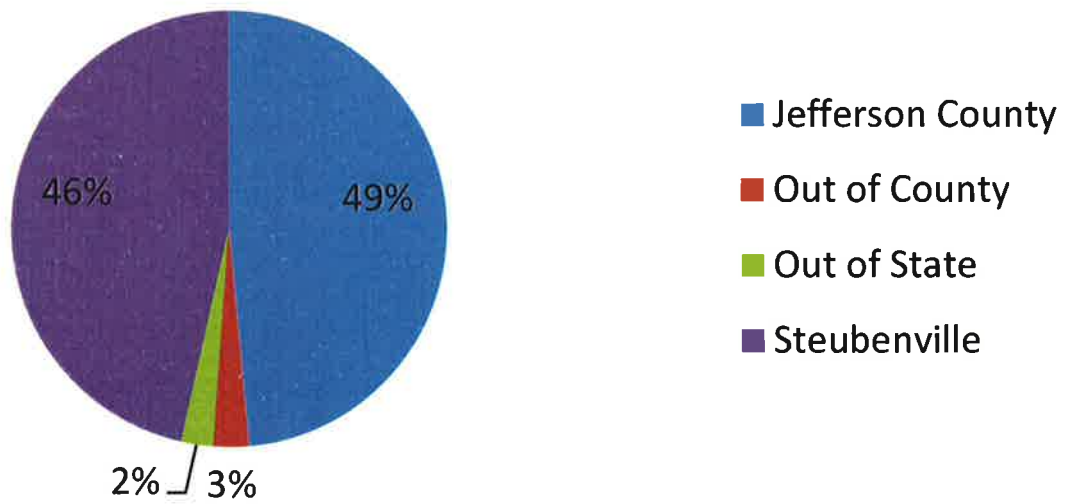
## 2019 Head Lice Checks by Location



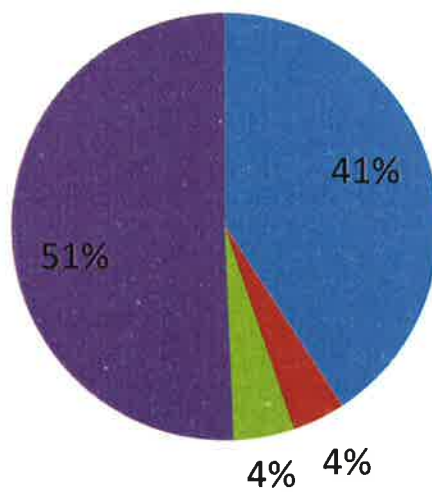
- Jefferson County
- Out of County
- Out of State
- Steubenville



## 2019 Adult Immunizations by Location



## 2019 TB Tests by Location



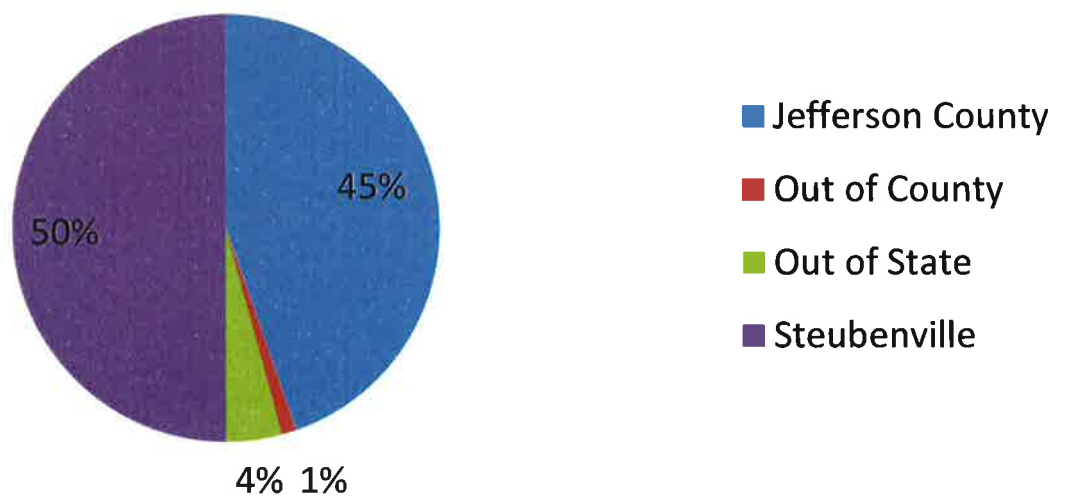
- Jefferson County
- Out of County
- Out of State
- Steubenville

## 2019

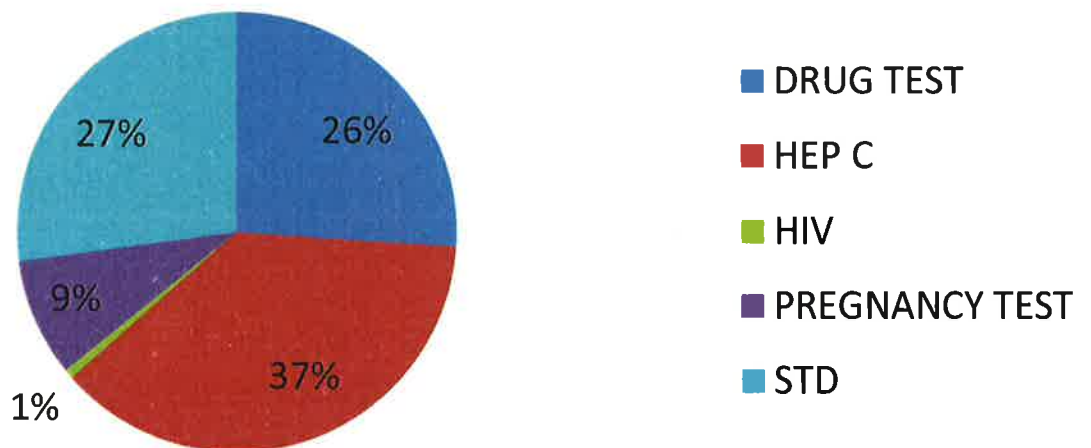
	January	February	March	April	May	June	July	August	September	October	November	December	Year to Date
<b>Adult Immunizations</b>													
No. of adults vaccinated	56	62	44	68	98	58	79	101	55	219	8		848
Steubenville	19	24	2	31	52	26	32	48	23	106	7		370
Jefferson County	32	26	18	31	44	28	45	20	30	112	1		387
Out of County	4	1	3	4	1		1	6	1				21
Out of State	1	1	1	2	1	4	1	7	1				19
MMR		3	3	9	45	13	10	12					95
Flu	26	16	6	1	1					190	6		246
Hep A		7	10	8	8	12	12	47	31	4	24		163
Hep B	5	10	2	6	5	3	7	6	3	0	1		48
HPV				1	1	2	1						5
Meningococcal	2			4	5	4	6	10	2				33
Pneumovax	2	2								1			5
Prevnar	2	1			1		1						5
Td		1	3	6	1		3	2	3				19
Tdap	12	16	6	19	12		15	10	7	10			107
Twinrix	4	3	5	13	14	14	10	10	7				80
Varicella	3	3	5	1	3	8	4	3	2				32
Zostavax						2							2
IPV			3		2								5
HIB			1					1					2
Total	56	62	44	68	98	58	69	101	55	205	31		847

[illegible]

## 2019 Nursing Services by Location



## 2019 Nursing Services by Type of Service





Social Service Health	January	February	March	April	May	June	July	August	September	October	November	December	Year to Date
STD	14	20	21	21	16	12	20	11	8	6	4		153
PREGNANCY TEST	5	7	5	5	9	4	6	4	3	1			49
DRUG TEST	19	22	18	18	10	11	9	16	12	10	2		147
HEP C	28	32	35	35	20	20	22	14	3	2			211
HIV									3	1			4

Nursing Services	January	February	March	April	May	June	July	August	September	October	November	December	Year to Date
Steubenville	5	6	13							10	5	8	47
Jefferson County	11	6	14							5	2	4	42
Out of County	1												1
Out of State	1	2	1										4
Total	18	14								15	7	12	66

# DISEASES REPORTED IN JEFFERSON COUNTY JURISDICTION

2019

	January	February	March	April	May	June	July	August	September	October	November	December	Year to Date
Campylobacteriosis	0	0	1	1	2	1	2	1	1	1	2	0	12
Chikungunya Virus	0	0	0	0	0	0	0	0	1	0	0	0	1
Chlamydia	12	13	22	15	6	16	8	19	11	10	15	9	156
Cryptosporidiosis	0	0	3	1	0	1	0	0	0	0	0	0	5
E. Coli, shiga Toxin-Producing	0	0	0	0	0	0	1	0	0	0	0	0	1
Giardiasis	0	0	1	0	0	1	0	0	0	0	0	1	3
Gonorrhea	1	0	2	1	2	10	11	18	12	3	10	0	70
Haemophilus Influenzae	0	0	0	0	0	0	0	0	0	1	0	0	1
Hepatitis A	0	0	0	0	0	0	0	0	0	0	0	0	0
Hepatitis B	2	0	0	2	0	2	0	2	2	3	0	2	15
Hepatitis C	19	11	14	21	7	5	13	4	10	8	10	9	131
Influenza-associated hospitalization	78	33	12	22	3	0	0	0	0	0	0	0	148
Legionnaires' disease	0	0	0	0	0	0	1	0	0	0	1	0	2
Lyme disease	0	0	0	0	0	6	0	8	3	1	3	2	23
Meningitis, aseptic/viral	0	1	0	0	0	0	0	1	0	0	0	0	2
Meningitis, bacterial	0	0	0	0	0	0	0	0	0	0	0	0	0
Pertussis	0	0	0	0	1	0	1	0	0	0	0	0	2
Salmonellosis	0	0	0	3	2	3	0	2	0	0	1	4	15
Shigellosis	0	0	0	0	0	0	1	0	0	0	0	0	1
Streptococcal disease, group A	0	0	0	0	0	0	0	0	2	0	0	0	2
Streptococcal Toxic Shock Syndrome	0	0	1	0	0	0	0	0	0	0	0	0	1
Streptococcus pneumoniae	4	2	1	2	1	0	3	1	0	0	2	0	16
Syphilis	0	0	0	0	0	0	0	0	0	0	0	0	0
Tuberculosis	0	0	0	0	0	0	0	0	0	0	0	0	0
Varicella	0	1	1	0	0	0	0	0	0	0	0	0	2
Total	116	61	58	68	24	45	41	56	42	27	44	27	609

\*\*

**JEFFERSON COUNTY**  
**ACTIVITIES BY POLITICAL SUBDIVISION**  
**01/01/2019 - 12/31/2019**

Political Subdivision	Activity	Count
BERGHOLZ	LEAD	1
	CLINICS	1
	REPORTS	61
	DIRECT CLIENT SERVICE	29
	HOME/OFFICE VISIT	1
	IN-SERVICE TRAINING ATTENDANCE	1
	OTHER MEETING- AGENCY	1
	PLANNING/ DESK WORK	62
	HEALTH PROMOTION	1
	HEALTH FAIRS, EVENTS	1
	SCHOOL BASED CLINIC	15
	CRIBS FOR KIDS	1
	DATA ENTRY/ BILLING	3
	PHONES- APPOINTMENT	7
	PHONES- GENERAL	44
	SICK TIME	7
	VACATION TIME	8
	HOLIDAY	1
	LUNCH	62
	Total for BERGHOLZ	307
BLOOMINGDALE	DIRECT CLIENT SERVICE	1
	HEALTH FAIRS, EVENTS	2
	PROJECT DAWN	2
	Total for BLOOMINGDALE	5
BRILLIANT		1
	HOME/OFFICE VISIT	1
	Total for BRILLIANT	2
MINGO JUNCTION	DIRECT CLIENT SERVICE	2
	HOME/OFFICE VISIT	2
	Total for MINGO JUNCTION	4
OUT OF COUNTY	OTHER MEETING- AGENCY	1
	MATERNAL CHILD HEALTH GRANT	2
	LUNCH	2
	Total for OUT OF COUNTY	5
RAYLAND	HOME/OFFICE VISIT	1
	Total for RAYLAND	1
RICHMOND	HOME/OFFICE VISIT	1

Political Subdivision	Activity	Count
	SCHOOL BASED CLINIC	1
Total for RICHMOND		2
SALINE	SCHOOL BASED CLINIC	6
Total for SALINE		6
SPRINGFIELD	SUPERVISION PERSONNEL	1
Total for SPRINGFIELD		1
STEUBENVILLE		8
		4
	CHILD HEALTH	1
	HEALTH PROMOTIONS	5
	CLINICS	77
	CLINICS	2
	REPORTS	103
	REPORTS	4
	FILING/ MAILINGS/ PROGRAM SUPPORT	3
	DIRECT CLIENT SERVICE	330
	DIRECT CLIENT SERVICE	154
	EDUCATION CLASS PREPARATION	3
	ATTEMPTED VISIT	1
	HOME/OFFICE VISIT	3
	STAFF MEETING	23
	STAFF MEETING	2
	IN-SERVICE TRAINING ATTENDANCE	6
	IN-SERVICE TRAINING ATTENDANCE	1
	SUPERVISION PERSONNEL	104
	OTHER MEETING- AGENCY	20
	OTHER MEETING- AGENCY	2
	PLANNING/ DESK WORK	266
	PLANNING/ DESK WORK	1
	ORIENTATION	1
	HEALTH PROMOTION	2
	HEALTH FAIRS, EVENTS	10
	MARKETING WORK	1
	SATELLITE TRAIN	1
	COMMUNITY HEALTH COALITION	9
	PREGNANCY TEST	4
	PREGNANCY TEST	3
	PHYSICAL	6
	DRUG TEST	14
	DRUG TEST	9
	HEP C TESTING	2

Political Subdivision	Activity	Count
	HEP C TESTING	5
	VIVITROL CLINIC	12
	SCHOOL BASED CLINIC	45
	MATERNAL CHILD HEALTH GRANT	4
	MATERNAL CHILD HEALTH GRANT	11
	SCABIES	9
	CRIBS FOR KIDS	39
	CRIBS FOR KIDS	2
	PROJECT DAWN	12
	GET IMMUNIZED OHIO	21
	DATA ENTRY/ BILLING	151
	PHONES- GENERAL	5
	PROGRAM MANAGEMENT	3
	SICK TIME	56
	SICK TIME	1
	VACATION TIME	18
	COMP TIME	5
	HOLIDAY	17
	HOLIDAY	1
	LUNCH	427
	LUNCH	65
	FLU CLINIC	3
	VITAL STATISTICS	58
Total for STEUBENVILLE		2155
TILTONSVILLE	HEALTH PROMOTIONS	1
Total for TILTONSVILLE		1
TORONTO		2
	CLINICS	2
	REPORTS	36
	DIRECT CLIENT SERVICE	43
	HOME/OFFICE VISIT	3
	OTHER MEETING- AGENCY	3
	PLANNING/ DESK WORK	38
	PHONES- APPOINTMENT	1
	PHONES- GENERAL	20
	VACATION TIME	3
	LUNCH	35
Total for TORONTO		186
UNKNOWN		17
	DIRECT CLIENT SERVICE	4
	PREGNANCY TEST	1

Political Subdivision	Activity	Count
Total for UNKNOWN		22
WINTERSVILLE	HEALTH PROMOTIONS	1
	HOME/OFFICE VISIT	1
Total for WINTERSVILLE		2



# Total Minutes by Political Subdivision

## 01/01/2019 - 12/31/2019

Total	Political Subdivision
8615	
690	ADENA
25	MT. PLEASANT
30	RAYLAND
20	RICHMOND
805	STEUBENVILLE
195	TORONTO
1841	WINTERSVILLE
380	YORKVILLE
12601	<b>Totals</b>



## **APPENDIX C**

## 2019 DRUG OVERDOSES

Date Of Death	Sex	Age	Location	Drugs Used
01/04/2019	Male	37	Steubenville	Cocaine, Suboxone, Opiates
02/01/2019	Female	38	Steubenville	Cocaine, THC, Amphetamines, Buprenorphine, Opiates
02/09/2019	Female	38	Toronto	Benzodiazepines, Cannabinoids
03/13/2019	Male	36	Steubenville	Benzodiazepines, Opiates, Heroin, Buprenorphine, Cannabinoids
04/29/2019	Male	26	Wintersville	Heroin and Cocaine
04/15/2019	Male	34	Wintersville	Cocaine, Oxycodone, Opiates
04/15/2019	Female	53	Steubenville	Buprenorphine, Benzodiazepines, Cannabinoids
04/12/2019	Male	36	Steubenville	Cocaine
05/05/2019	Male	38	Steubenville	Cocaine, Opiates, Cannabinoids
05/07/2019	Male	36	Mingo Jct	Cocaine
05/24/2019	Female	43	Toronto	Benzodiazepines and Fentanyl
06/19/2019	Female	25	Steubenville	Buprenorphine, Methadone, THC, Benzodiazepines
07/31/2019	Male	31	Steubenville	THC, Cocaine, Buprenorphine, Heroin
07/05/2019	Male	34	Steubenville	Amphetamines, Benzodiazepines, Cocaine, Buprenorphine
07/26/2019	Female	30	Mt Pleasant	Buprenorphine
08/27/2019	Female	37	Steubenville	Cocaine
08/31/2019	Female	51	Steubenville	Cocaine, Buprenorphine
10/11/2019	Male	22	Steubenville	Oxycodone
10/16/2019	Male	38	Steubenville	Amphetamines, Benzodiazepines, Buprenorphine, Heroin
10/28/2019	Female	44	Wintersville	Cocaine and Fentanyl
10/21/2019	Male	22	Steubenville	Fentanyl and Cannabinoids
12/28/2019	Male	27	Toronto	Probable Overdose—No Drugs Listed